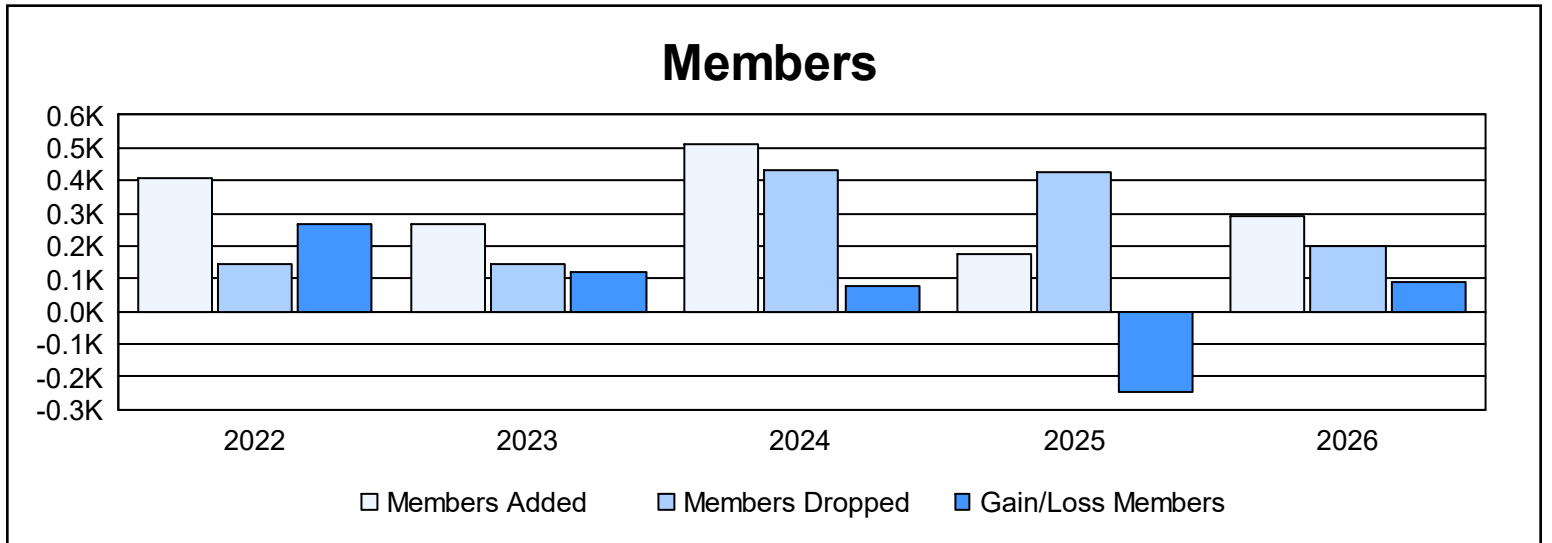
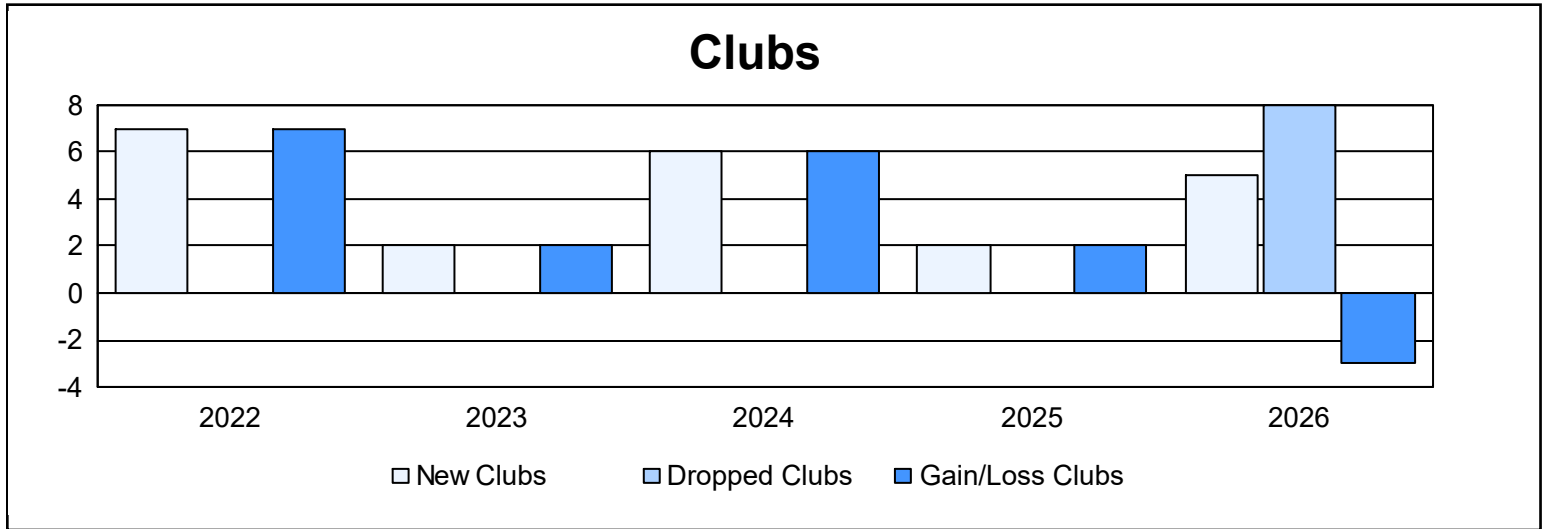
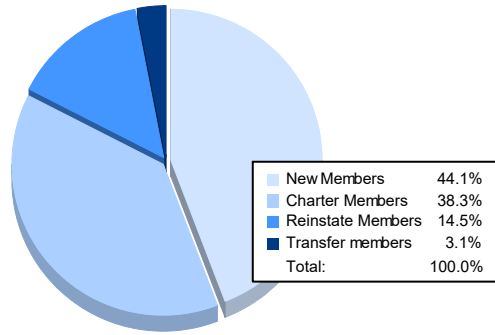


| Year | New Clubs | Dropped Clubs | Gain/ Loss Clubs | New Members | Charter Members | Reinstate Members | Transfer Members | Total Member Added | Total Members Dropped | Gain/ Loss Members |
|----------------|-----------|---------------|------------------|-------------|-----------------|-------------------|------------------|--------------------|-----------------------|--------------------|
| 2021-2022 | 7 | 0 | 7 | 235 | 155 | 15 | 1 | 406 | 142 | 264 |
| 2022-2023 | 2 | 0 | 2 | 170 | 73 | 20 | 2 | 265 | 146 | 119 |
| 2023-2024 | 6 | 0 | 6 | 187 | 220 | 58 | 47 | 512 | 433 | 79 |
| 2024-2025 | 2 | 0 | 2 | 89 | 48 | 27 | 14 | 178 | 426 | -248 |
| 2025-2026 | 5 | 8 | -3 | 128 | 111 | 42 | 9 | 290 | 202 | 88 |
| Average | 4 | 2 | 3 | 162 | 121 | 32 | 15 | 330 | 270 | 60 |



Membership Composition March 2026 Cumulative



Gender Composition March 2026 Cumulative

